


Shellingford CE (A) Primary School



"Inspiring hearts and minds"

ADMISSION POLICY FOR THE ACADEMIC YEAR 2026 - 2027

The criteria laid down by the Governors for Admission

Our aim is to inspire hearts and minds,
building 'roots and foundation in love' (*Ephesians 3:17*),
enabling everyone to become the creative, curious, spiritual individuals that God intends
us to be, equipped with a love for learning and for one another,
empowered to make a difference in the world.

Shellingford CE (Aided) Primary School has a distinctive Christian ethos which is at the centre of school life. We have close links to local churches and the Diocese of Oxford. We provide an inclusive, supportive and caring environment, shaped by Christian values in which the children can learn and flourish. We welcome applications from all members of the community without reference to ability or aptitude, and irrespective of whether they are of the Christian faith, another faith or no faith, but we expect parents to respect the Christian ethos of our school.

The Governing Body has made every effort to ensure that these arrangements comply with the School Admissions Code 2021 and all relevant legislation, including that on infant class sizes and equal opportunities.

There are 15 places (the published admission number or PAN) available.

Admission arrangements to the Reception Year in September 2026

Pupils are normally admitted at the beginning of the school year (1 September – 31 August) in which they reach their fifth birthday. Parents whose children were born between 1 September 2021 and 31 August 2022 may apply for them to be admitted to the Reception Year in September 2026.

Parents of a child born between 1 September 2021 and 31 March 2022 may defer entry until their child reaches compulsory school age (the term beginning in January or April after his or her fifth birthday). The school will hold the deferred place for the child (provided it is taken up during the school year 2026/27), although children may benefit from starting at the beginning of the school year, rather than part way through it.

For children born between 1 April 2022 and 31 August 2022 (summer born children) parents can defer the date that their child is admitted to school but not beyond the beginning of the

final term of the school year. Parents should refer to DfE Guidance on requesting a delayed school start for children born in the summer: [Summer born children: advice for parents](#).

Until the child reaches compulsory school age, s/he may attend part time. If parents wish to exercise this right they should discuss detailed arrangements with the head teacher.

Parents (see Note 1) wishing to apply for the Reception [Foundation] Year in September 2026 must complete the common application form provided by their home local authority (the home LA). The home LA is the LA in whose area the parents live at the time of the application. The form must be returned to that LA no later than 15 January 2026. Applications received after this date will normally only be considered after all those received on or before the cut-off date. Offers and refusals of places will be notified by the home LA on 16th April 2026.

Over-subscription criteria:

Children with an Education, Health and Care (EHC) plan naming Shellingford CE (A) Primary School will always be offered places. If there are fewer applications than places available, all children will be offered places. If there is then greater demand for admission than there are places available, the following criteria will be applied in the order set out below:

1. Looked-after children and children who were previously looked after, including those children who appear to have been in state care outside England, but ceased to be so as result of being adopted. (See Note 2)
2. Families who have exceptional medical or social needs that make it essential that their child attends Shellingford CE (A) Primary School rather than any other. These needs must be fully supported by written evidence provided at the time of application from the appropriate professional person involved with the family. (See Note 3)
3. Children with a normal home address (see note 4) in the Ecclesiastical Parish of St Faith's Shellingford and with a sibling (see note 5) on the roll of the school at the time of application or whose parent has accepted an offer of a place at the school and who is expected still to be in attendance at the time of entry to the school. (The map in Appendix A shows the Ecclesiastical Parish of St Faith's Shellingford.)
4. Children with a normal home address (see note 4) in the Ecclesiastical Parish of St Faith's, Shellingford.
5. A child with a normal home address (see note 4) outside the Ecclesiastical Parish of St Faith's and with a sibling on the roll of the school at the time of application or whose parent has accepted an offer of a place at the school and who is expected still to be in attendance at the time of entry to the school.
6. A child whose parent has a denominational preference for a Church of England School, supported by evidence that a parent has been for the year preceding the date of the application a regular worshipper (at least once a month) at a Christian Church which is a member of the Churches Together in England (CTIE). In accordance with point 1.36 of the School Admissions Code 2021, schools designated by the Secretary of State as having a religious character (commonly known as faith schools) may use faith-based

over-subscription criteria and allocate places by reference to faith where the school is over-subscribed.

7. Other children.

Proximity of the child's home, as measured by the straight-line distance (see Note 7) between the home and the school with those living nearer being accorded the higher priority, should the need arise. In the event that two distance measurements are identical, the school will use random allocation to decide which child should be offered the place. The process will be conducted in the presence of a person independent of the school.

All Other Admissions

Admission to the school during the school year depends on whether or not there are places available. All year groups at the school have 15 places. Applications must be made via the Common Application Form of the home Local Authority.

If there is a vacancy, and there is no child on the relevant waiting list with a higher priority (according to the over-subscription criteria 1 – 7 above), a place will be offered.

In-year admissions or admissions at the beginning of school years other than Reception. The Governing Body will only be considered up to half a term [using the three term year] in advance of the desired date for entry. For example, for entry in January, the application will not be considered until after the October half term break.

Admission outside normal age group

Requests from parents for places outside a normal age group will be considered carefully e.g. for those previously educated abroad or who have missed education due to ill health. A parent of a summer-born child who wishes their child to start in the autumn term following their 5th birthday (ie in the Reception Year rather than Year 1) should refer to: DfE Guidance: [Making a request for admission out of the normal age group](#).

Each case will be considered on its own merits and circumstances. However, such admissions will not normally be agreed without a consensus that to do so would be in the pupil's interests. It is recommended that parents discuss their wishes with the Headteacher at the earliest opportunity. The governors may ask relevant professionals for their opinion on the case.

It should be noted that if a place in the requested age group is refused, but one in the normal age group is offered then there is no right of appeal.

Waiting Lists

The school maintains waiting lists for those children who are not offered a place. For those applying through the normal admissions round for entry, the Waiting List will be maintained from shortly following initial allocation in the year preceding the start of the academic year in September until 31 December following the start of the academic year in their [Reception / Year 3] year.

The list will be re-ranked in accordance with the published oversubscription criteria each time that a name is added to or removed from the list.

Multiple births

In cases where there is one place available, and the next child on the list is a twin, triplet, etc., we would admit both twins (and all the children in the case of other multiple births) even if this meant exceeding the agreed admission number.

Fair Access

The school participates in Oxfordshire LA's Fair Access Protocol. Children qualifying under the Fair Access Protocol may be offered a place even if there are no places available in the relevant year group and also take priority for admission over any child on the waiting list.

Appeals

Any parent not offered a place for their child at their preferred school has the right to appeal to an independent appeals panel. Details of appeals arrangements are available from the school, including the date by which an appeal should be submitted. In the event of an unsuccessful appeal against non-admission to the school, the school will not consider any further application for a child in the same school year (1 September – 31 August), unless there has been a material change in circumstances, for example a change of address which results in a move from outside the catchment area to inside it.

Parents who wish their children to attend the school are most welcome to visit. Arrangements can be made through the School Administrator (see details below).

Further Information

If you require any further information, in the first instance, please contact the School Administrator at the school. Contact details are as follows:

Address	The School Administrator Shellingford CE (A) Primary School Church Street Shellingford Nr Faringdon Oxfordshire SN7 7QA
Telephone	01367 710301
Email	office.3853@shellingford.oxon.sch.uk

Explanatory Notes:

Note 1: "Parent" is defined in law (The Education Act 1996) as either:

- any person who has 'parental responsibility' (defined in the Children Act 1989) for the child or young person; or
- any person who has care of the child or young person.

If you are in any doubt, please contact the school for advice.

Note 2: By a "looked-after child" we mean one in the care of a local authority or being provided with accommodation by a local authority in the exercise of its social services function. Previously looked after children are children who have been adopted, subject to child arrangement orders or special guardianship orders. Adopted children are those for whom an adoption order is made under the Adoption Act 1976 (Section 12) or the Adoption and Children Act 2002 (Section 46). A child arrangements order is one settling the arrangements to be made as to the person with whom the child is to live (Children Act 1989, Section 8, as amended by the Children and Families Act 2014, Section 14). A 'special guardianship order' is one appointing one or more individuals to be a child's special guardian/s (Children Act 1989, Section 14A). Applications under this criterion must be accompanied by evidence to show that the child is looked after or was previously looked after (e.g. a copy of the adoption, child arrangements or special guardianship order). A "looked-after child" includes any child who appears to have been in state care outside England if they were in the care of or were accommodated by a public authority, a religious organisation, or any other provider of care whose sole or main purpose is to benefit society.

Note 3: When applying under criterion 2 (exceptional medical or social needs), you must include supporting evidence from an independent professional person who is aware of the situation and supports your reasons for preferring Shellingford CE (A) Primary School. This supporting evidence must clearly demonstrate why the school is the most suitable and must illustrate the difficulties that would be caused if your child had to attend another school. The person supplying the evidence should be a doctor, health visitor, social worker, etc. who is aware of your child's or your own case. The school reserves the right to ask for further evidence or clarification where necessary and may seek the advice of appropriate educational professionals where necessary.

Note 4: By normal home address, we mean the child's home address. This must be where the parent or legal carer of the child lives with the child unless it is proved that the child is resident elsewhere with someone else who has legal care and control of the child. The address should be a residential property that is owned, leased or rented by the child's parent/s or person with legal care and control of the child.

To avoid doubt, where a child lives with parents with shared responsibility, each for part of a week or month, the address where the child lives will be determined having regard to a joint declaration from the parents stating the exact pattern of residence. If the residence is not split equally, then the relevant address used will be that at which we are satisfied that the child spends the majority of the school week. Where there is an equal split or there is any doubt about residence, we will make the judgment about which address to use for the purpose of determining whether or not to offer a place. We will take into account, for example, the following:

- any legal documentation confirming residence
- the pattern of the residence
- the period of time over which the current arrangement has been in place
- confirmation from any previous school of the contact details and home address supplied to it by the parents
- where the child is registered with his/her GP
- any other evidence the parents may supply to verify the position.

We may ask for evidence of the normal home address in the form of a recent bill. This could be, for example, the most recent Council Tax bill, utility bill no more than three months old, a current TV licence, buildings and contents insurance, mortgage statement or rent book which shows the address concerned. Parents who are unable to provide this evidence should contact the school to discuss what evidence might be acceptable. If it becomes clear or if there is any doubt that the parents and child are not living at the address given on the application form, the school may seek further evidence. The school works closely with the LA to ensure that places are not obtained at the school on the basis of false addresses, and, in cases of doubt, will take steps to verify the information provided. If a place at the school is offered, and it later becomes clear that the offer was made on fraudulent or misleading information (e.g. a false claim to living in the catchment area), and the school has denied a place to a child with a stronger claim, the school will withdraw the offer of a place. The offer can also be withdrawn even after the child has started at the school.

If parents move house after the application has been made, but before any offer of a place has been made, the home LA must be informed.

If parents are moving, we will ask for evidence of the move, when considering any application for a place under the co-ordinated scheme.

We would not accept an address where the one given is that of a second home with the main home being elsewhere. If there are two or more homes, we will check which is the main home, and may refuse to base an allocation of a place on an address which might be considered only temporary. Nor would we accept an address where the child was resident other than with a parent or carer unless this was part of a fostering or formal care arrangement. We would not normally accept an address where only part of a family had moved, unless connected with a divorce or permanent separation arrangement, in which case we would require proof.

There are special arrangements for families for service personnel with a confirmed posting or crown servants returning from overseas. If the application is accompanied by an official letter that declares the relocation date, and if there is a place available, it will be offered even though there is not an attended address, or the family is not yet living in the area.

Note 5: By sibling we mean a brother or sister, half brother or sister, adopted brother or sister, stepbrother or sister, or the child of the parent's/carers' partner where the child for whom the school place is sought is living in the same family unit at the same address as that sibling. It is helpful if parents make it clear on the application form where the sibling has a different family name. Where there is more than one sibling at the school, only the youngest should be listed on the application form.

Note 6: Under the Schools Admissions Code September 2021 schools may use faith-based over-subscription criteria and allocate places by reference to faith where the school is over-subscribed. The Governing Body requires that parents/carers applying under this criteria provide a completed Supplementary Information Form, signed by their priest or minister confirming church commitment. It is sufficient for just one parent (as defined in Note 1) to attend church. **See Supplementary Information Form** for completion (below).

Note 7: The straight-line distance used to determine proximity of the home to the school will be measured by Oxfordshire County Council’s LA’s Geographical Information System. The start point of the measurement is the “seed point” of the home address and the end point of the straight line distance is the top of the steps leading up from Dogkennel Lane to the school. NB the calculation of the distance will be made in metres using a Pythagoras calculation. This calculation will be converted into miles by dividing the distance by 1609.344 to achieve a distance in miles accurate to 3 decimal places.

Date written: June 2024

Review Date: June 2025

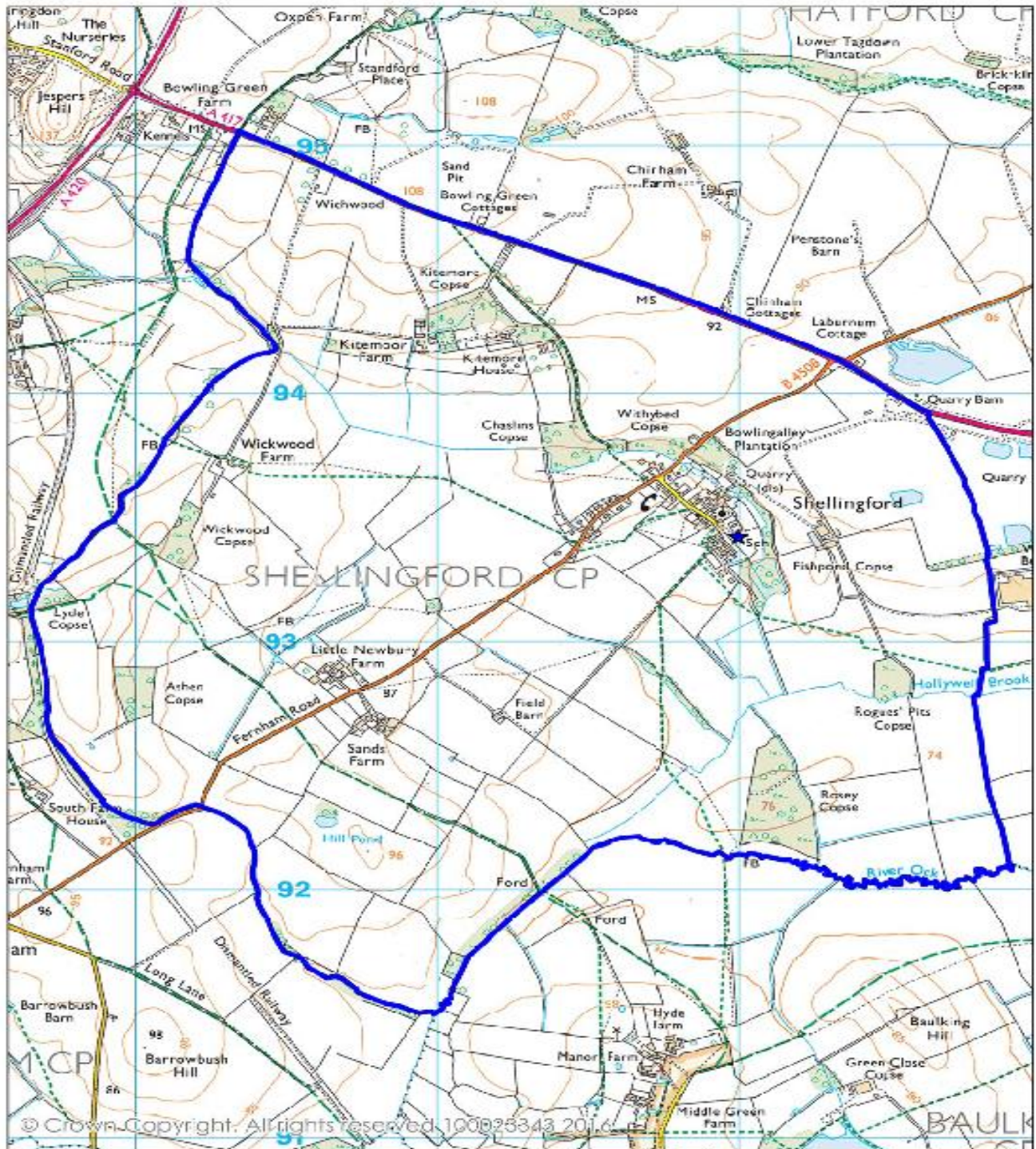
Policy Agreed by the Governing Body on

Signed Chair of Governing Body

Signed Headteacher

APPENDIX A

Location of Shellingford CE Primary School and Ecclesiastical Parish of St Faith's Shellingford



The following addresses are not postally in Shellingford but are in the ecclesiastical parish of St Faiths Shellingford:

1 KITEMOOR COTTAGES, FARINGDON, SN7 8HA

2 KITEMOOR COTTAGES, FARINGDON, SN7 8HA

3 KITEMOOR COTTAGES, FARINGDON, SN7 8HA

4 KITEMOOR COTTAGES, FARINGDON, SN7 8HA

BROOK COTTAGE, FARINGDON, SN7 8HA

COACH HOUSE, EBDON MANOR, STANFORD ROAD, FARINGDON, SN7 8EZ

EBDON MANOR, STANFORD ROAD, FARINGDON, SN7 8EZ


WICKWOOD ANNEXE, STANFORD ROAD, FARINGDON, SN7 8EZ

WICKWOOD BARN, STANFORD ROAD, FARINGDON, SN7 8EZ

WICKWOOD FARM, STANFORD ROAD, FARINGDON, SN7 8EZ

WICKWOOD HOUSE, STANFORD ROAD, FARINGDON, SN7 8EZ

Shellingford CE (A) Primary School



"Inspiring hearts and minds"

Supplementary Information Form

To be completed by Parent/Guardian in respect of Admissions Criteria 6

Name of Child _____

Name of Parent/Guardian _____

Church attended _____

I have attended the above church as a regular worshipper (at least once a month) for the year preceding the date below.

Signed by parent / guardian: _____ Date: _____

To be completed by Priest / Minister and returned to Shellingford CE (A) Primary School

I confirm that the above parent / guardian has attended my church at least once a month for the year preceding the date above.

Are you willing to support this application: YES / NO

Do you have any other comments regarding this application?

Signed:

Position:

Date:

Church: